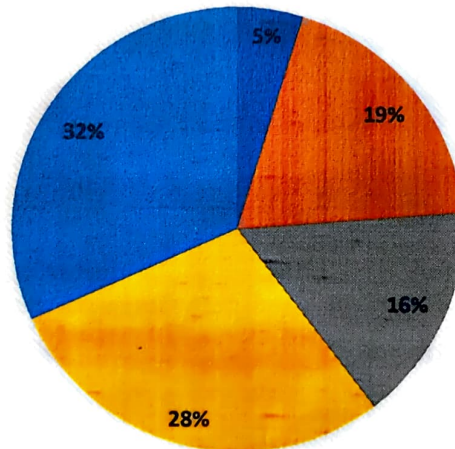


Student Satisfaction Survey (SSS)

Following are questions for online student satisfaction survey regarding teaching learning process.

1. How much of the syllabus was covered in the class?

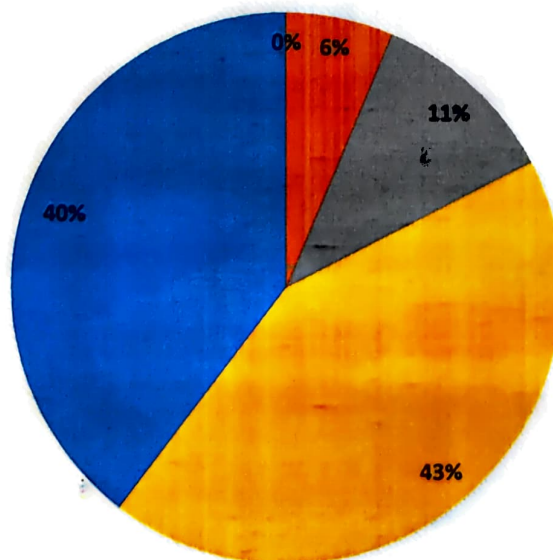
How much of the syllabus was covered in the class?



■ Below 30% ■ 30 to 54% ■ 55 to 69% ■ 70 to 84% ■ 85 to 100%

2. How well did the teachers prepare for the classes?

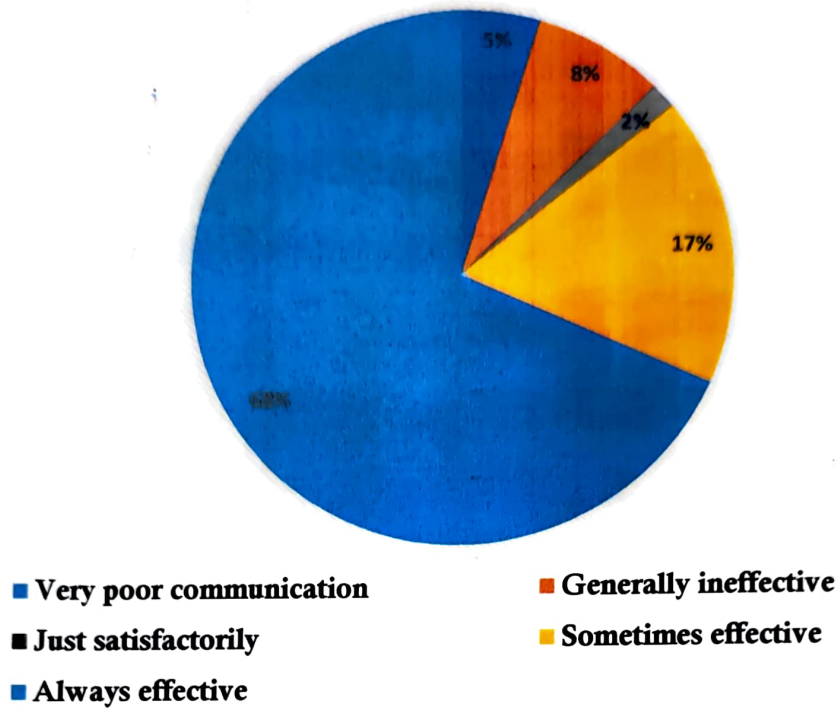
How well did the teachers prepare for the classes?



■ Won't teach at all ■ Indifferently ■ Poorly ■ Satisfactorily ■ Thoroughly

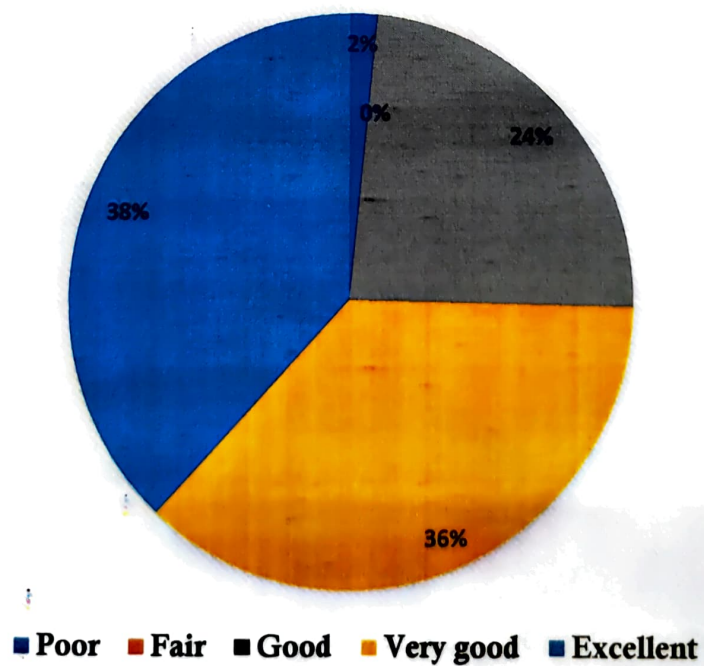
3. How well were the teachers able to communicate?

How well were the teachers able to communicate?



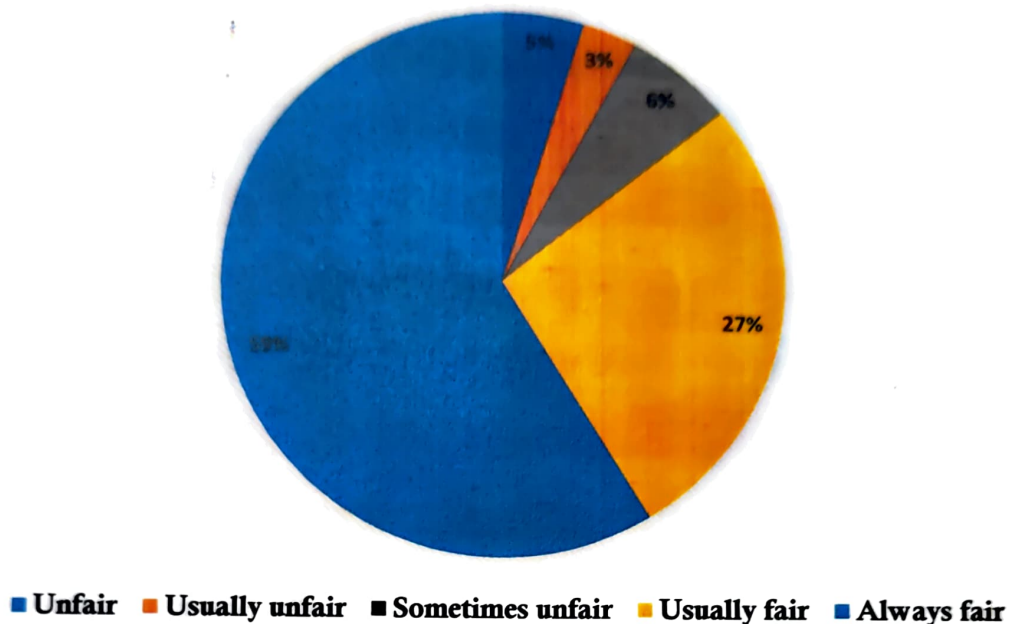
4. The teacher's approach to teaching can best be described as

The teacher's approach to teaching can best be described as



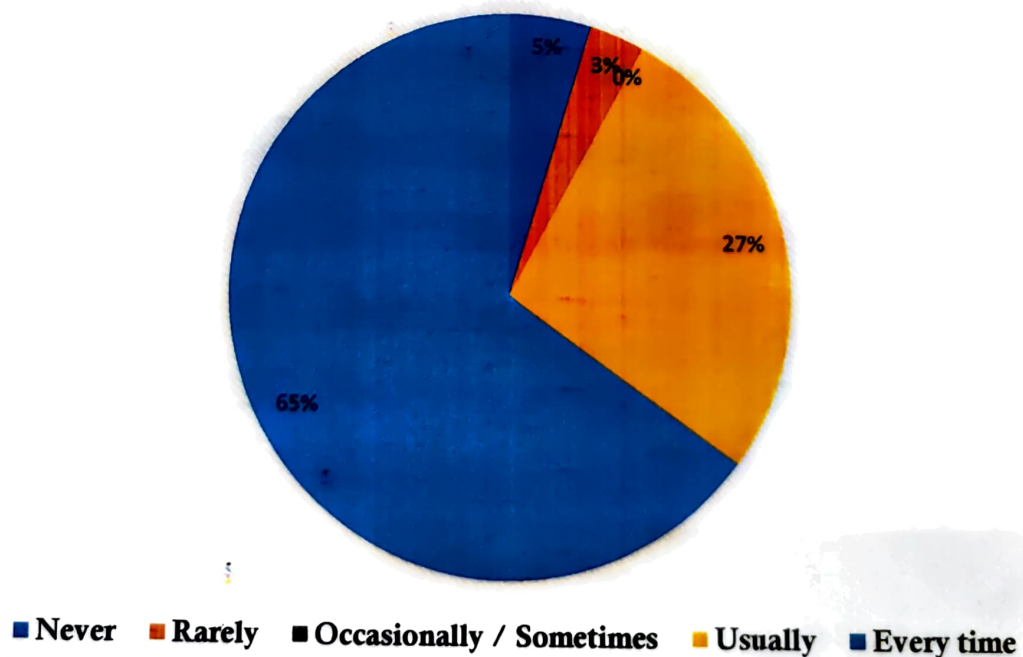
5. Fairness of the internal evaluation process by the teachers.

Fairness of the internal evaluation process by the teachers.



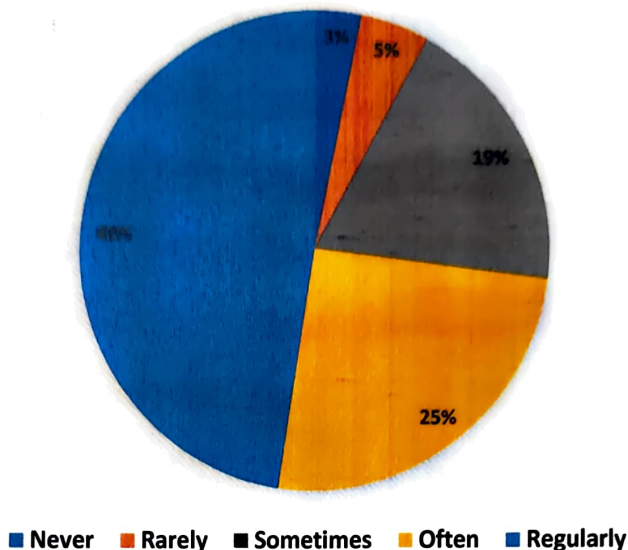
6. Was your performance in assignments discussed with you?

Was your performance in assignments discussed with you?



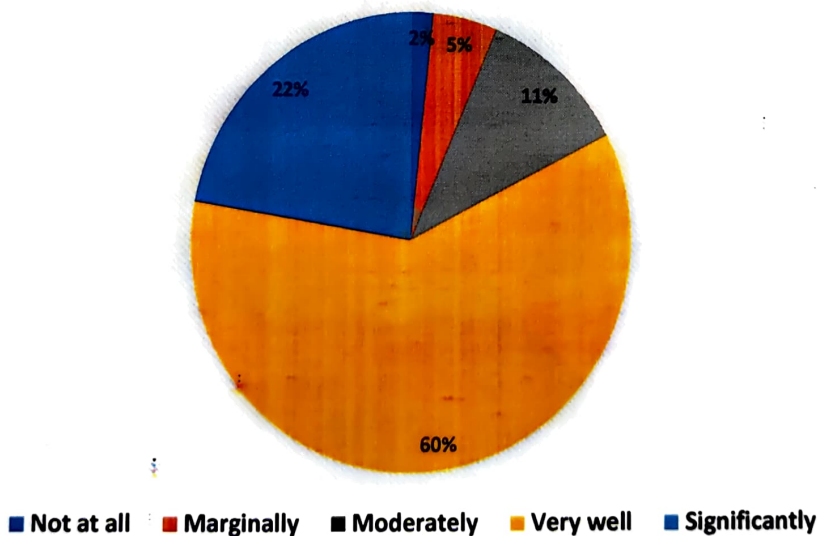
7. The institute takes active interest in promoting internship, student exchange, field visit opportunities for students.

The institute takes active interest in promoting internship, student exchange, field visit opportunities for students.



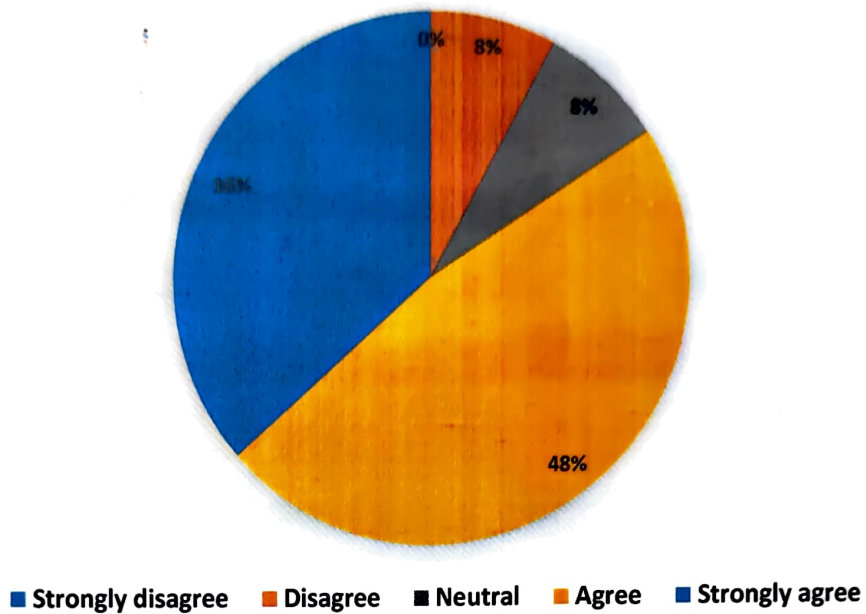
8. The teaching and mentoring process in your institution facilitates you in cognitive, social and emotional growth.

The teaching and mentoring process in your institution facilitates you in cognitive, social and emotional growth.



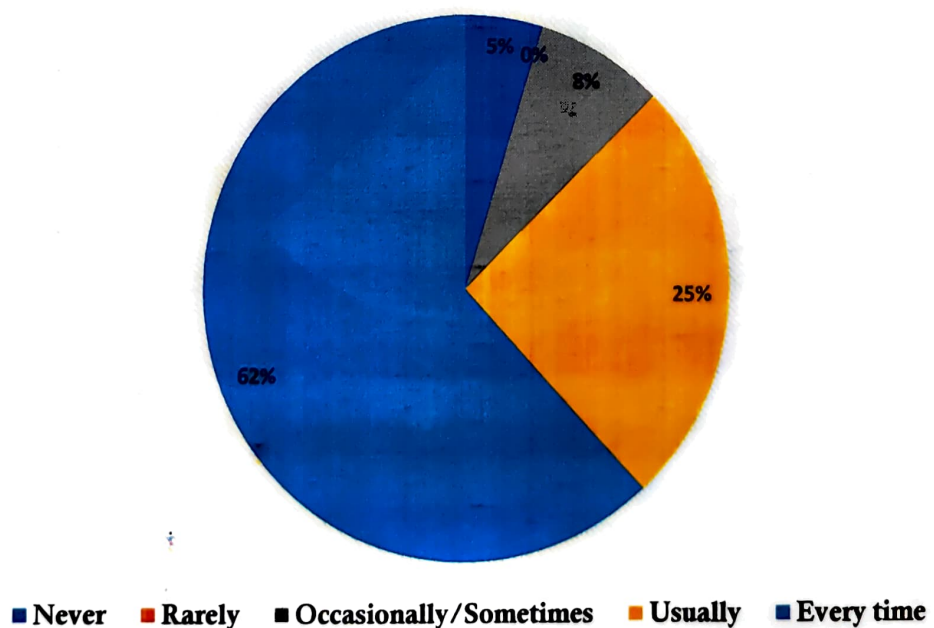
9. The institution provides multiple opportunities to learn and grow.

The institution provides multiple opportunities to learn and grow.



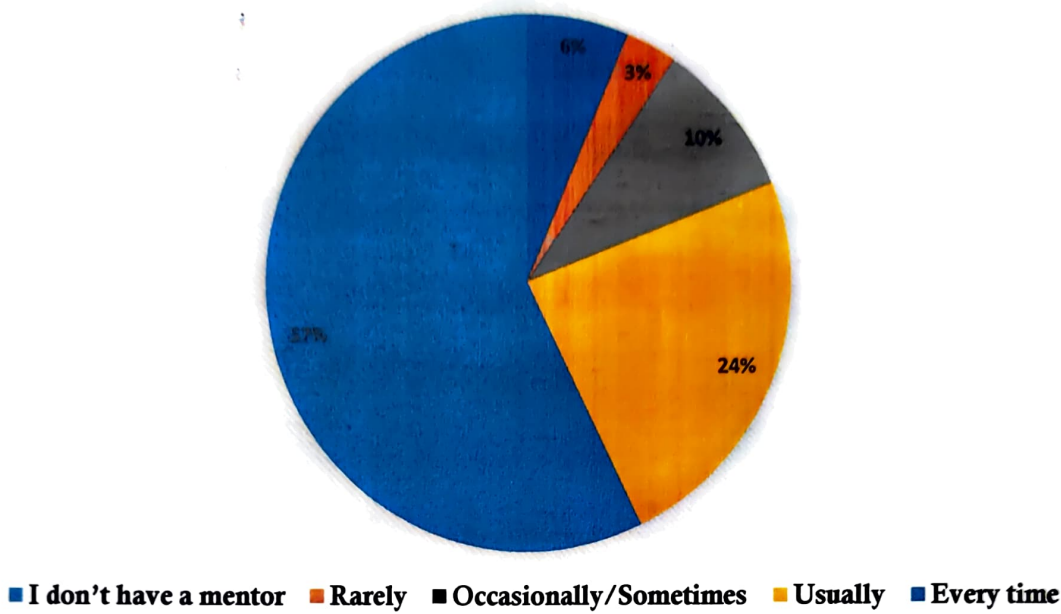
10. Teachers inform you about your expected competencies, course outcomes and programme outcomes.

Teachers inform you about your expected competencies, course outcomes and programme outcomes.



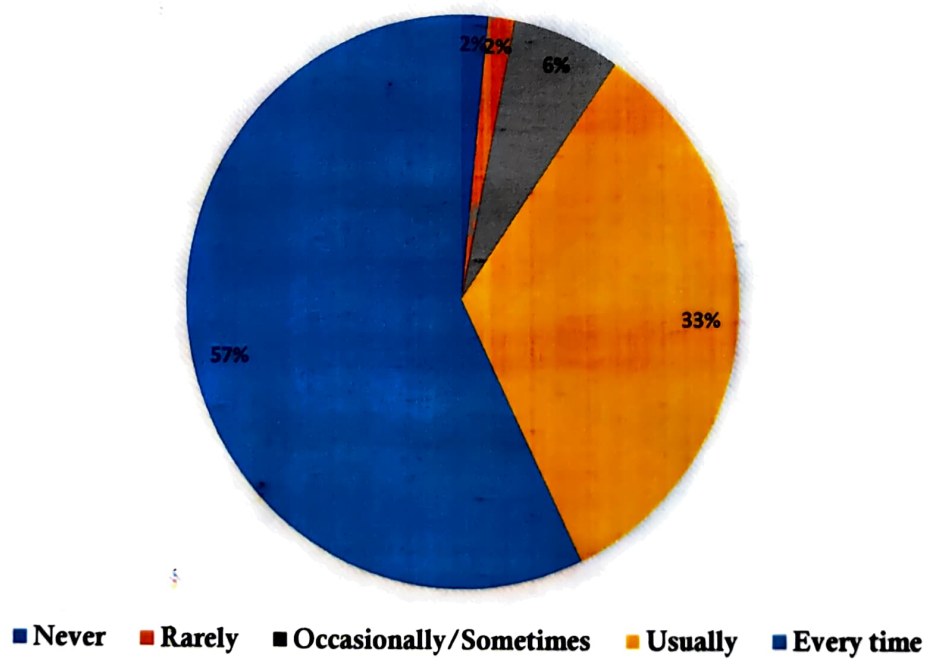
11. Your mentor does a necessary follow-up with an assigned task to you.

Your mentor does a necessary follow-up with an assigned task to you.

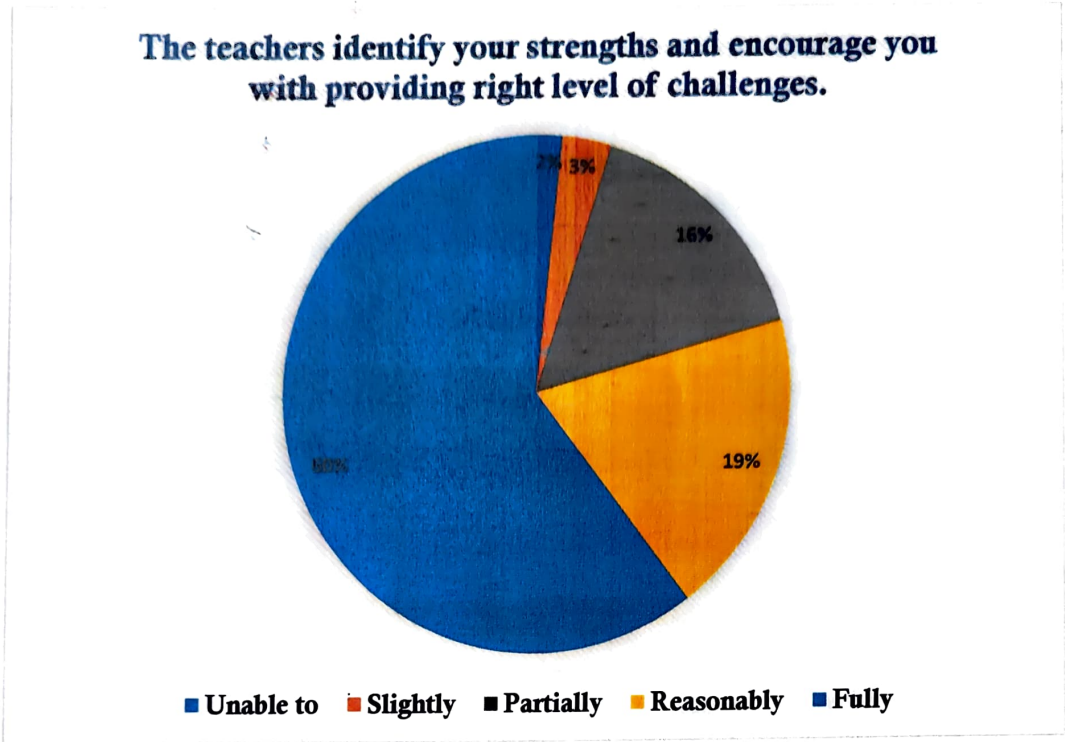


12. The teachers illustrate the concepts through examples and applications.

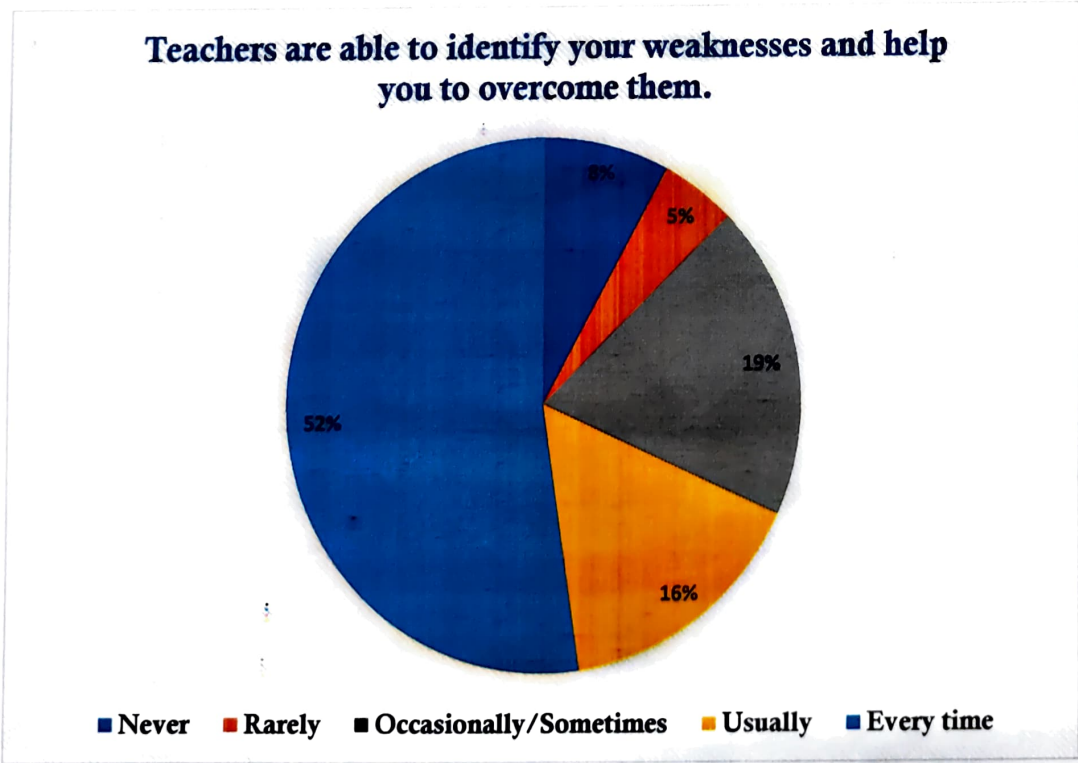
The teachers illustrate the concepts through examples and applications.



13. The teachers identify your strengths and encourage you with providing right level of challenges.

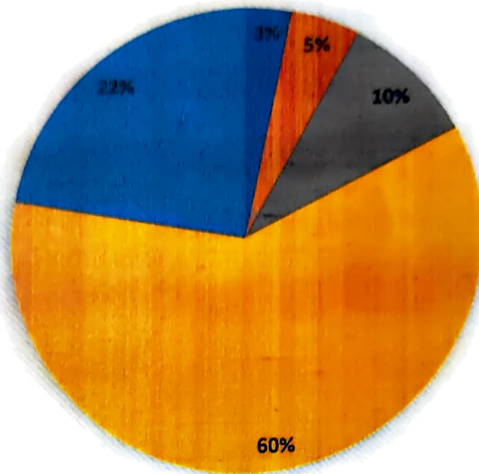


14. Teachers are able to identify your weaknesses and help you to overcome them.



15. The institution makes effort to engage students in the monitoring, review and continuous quality improvement of the teaching learning process.

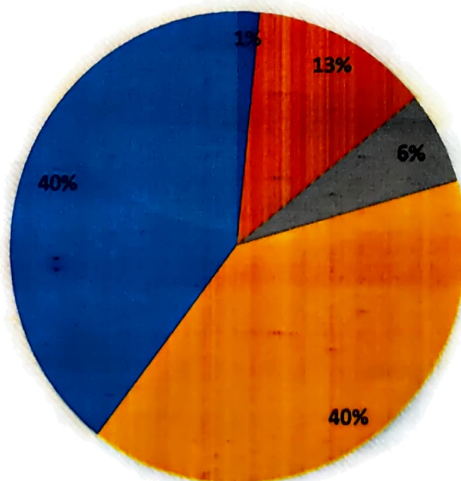
The institution makes effort to engage students in the monitoring, review and continuous quality improvement of the teaching learning process.



■ Strongly disagree ■ Disagree ■ Neutral ■ Agree ■ Strongly agree

16. The institute/ teachers use student centric methods, such as experiential learning, participative learning and problem solving methodologies for enhancing learning experiences.

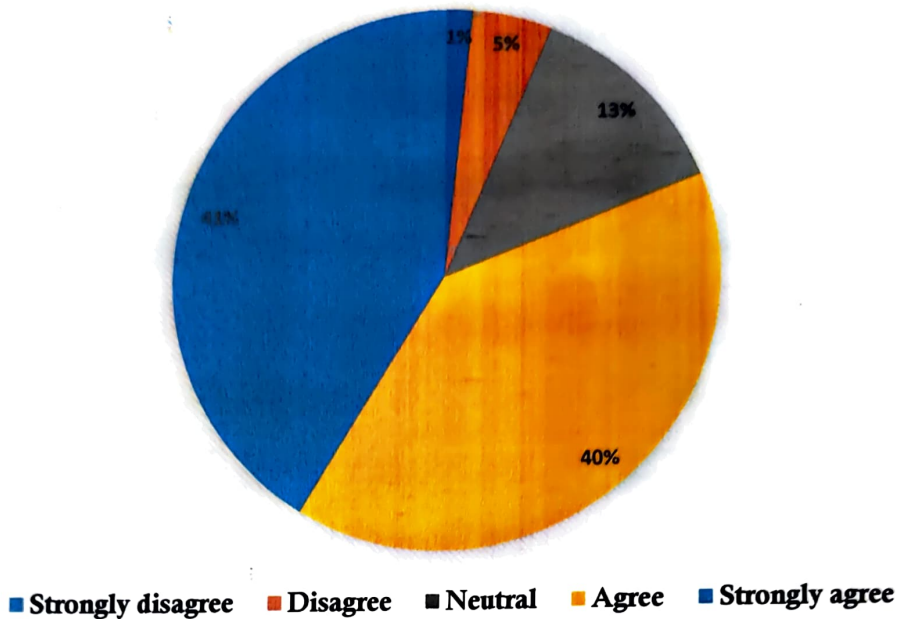
The institute/ teachers use student centric methods, such as experiential learning, participative learning and problem solving methodologies for enhancing learning experiences.



■ Not at all ■ Very little ■ Some what ■ Moderate ■ To a great extent

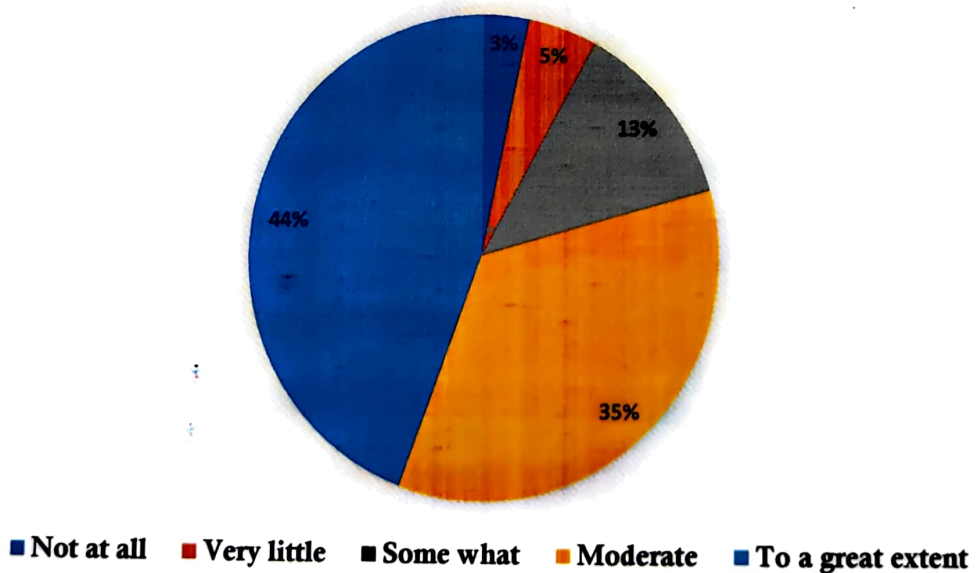
17. Teachers encourage you to participate in extracurricular activities

Teachers encourage you to participate in extracurricular activities

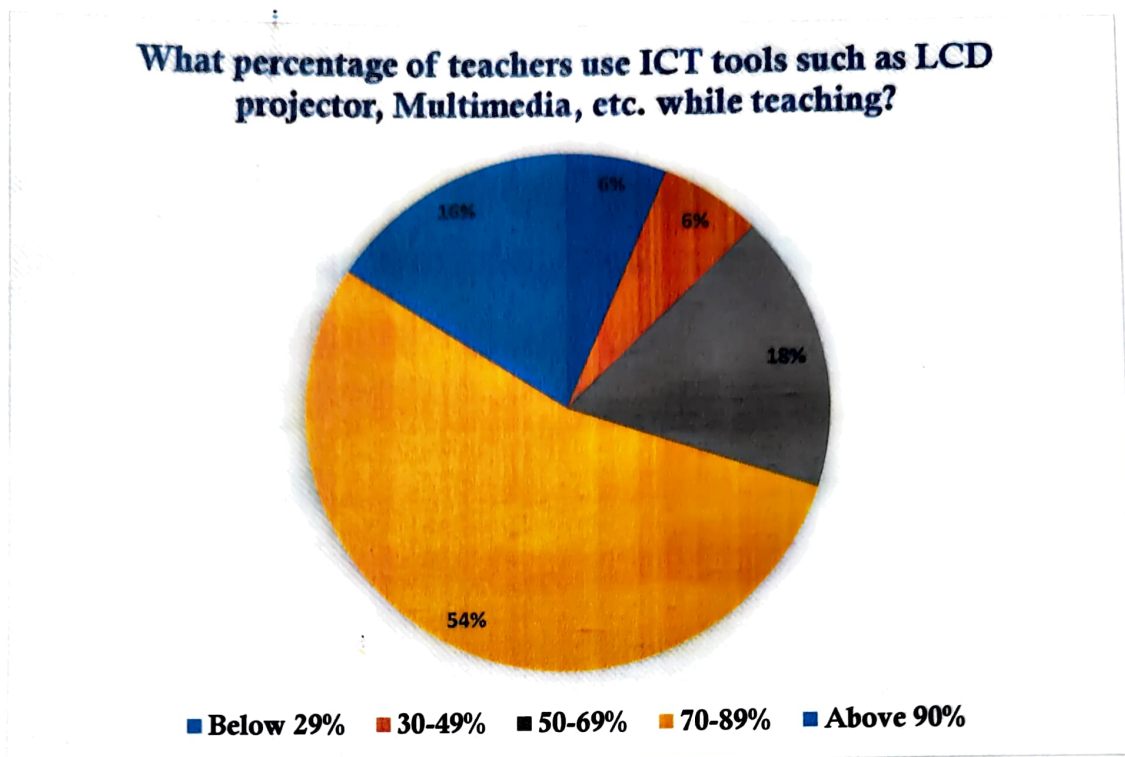


18. Efforts are made by the institute/ teachers to inculcate soft skills, life skills and employability skills to make you ready for the world of work.

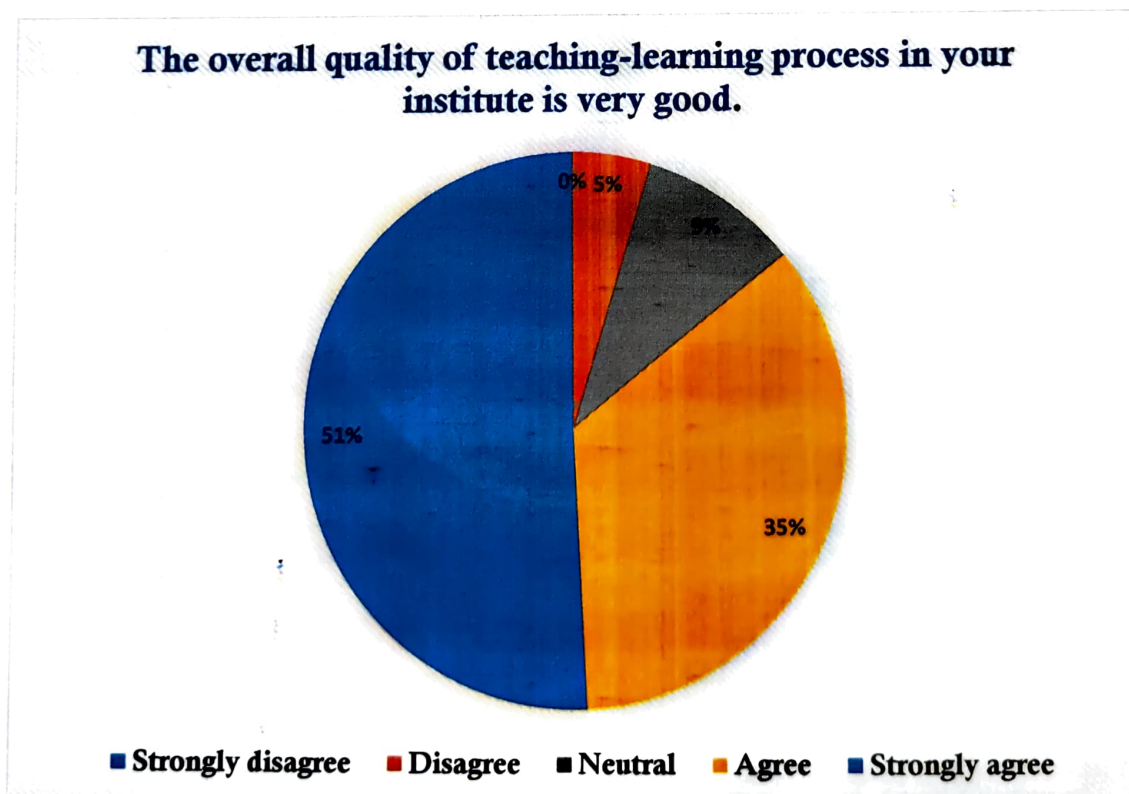
Efforts are made by the institute/ teachers to inculcate soft skills, life skills and employability skills to make you ready for the world of work.



19. What percentage of teachers use ICT tools such as LCD projector, Multimedia, etc. while teaching?



20. The overall quality of teaching-learning process in your institute is very good.



21. Give three observations / suggestions to improve the overall teaching - learning experience in your institution. Your suggestions.

- The college is happy that few suggestions and observations, however, positive are shared by the students in the end.




PRINCIPAL
M. J. Shinde Mahavidyalaya
Shrigonda, Dist. Ahmednagar

NAAC AQAR (2022-23)

CRITERION II – TEACHING, LEARNING AND EVALUATION

2.7.1 STUDENT SATISFACTION SURVEY

For the NAAC AQAR (2022-23), Students Satisfaction Survey (SSS) was conducted among the students of the college through the college website. The questionnaire had been framed taking into account NAAC guidelines. Students have rated the question in a **scale of 0 to 4**. The result of this survey is based on the response of **146** students. The feedback was analyzed in the IQAC meeting and the same is being displayed on the college website.

Number of responses received for the (SSS) survey = **146**

Analysis and Interpretation:

- Out of the total respondents, 82% of the students say that 70 to 100% of the course is covered in the class.
- As far as the preparation by teacher is concerned around 85% of the students say teachers prepare thoroughly for the lectures.
- Out of total respondents, 80 students agree that teachers are always able to communicate effectively.
- 65% of the students say that teacher's approach to teaching is very good and excellent and 32% of students are of the view that teaching technique used by teachers are excellent.
- 76% of students approve that teachers are always or usually fair in the internal evaluation process. 88% students approve that teachers discuss the performance in assignments with them.
- 70% of the students are of the view that institute takes active interest in promoting internship, student exchange and field visit opportunities. Teaching and mentoring process in the institution facilitates students in cognitive, social and emotional growth. 70% of the respondents say that it is done in a very well manner.
- 50% of the respondents agree and 29% of the respondents strongly agree that institution provides multiple opportunities to learn and grow. Around 79% students think that, teachers every time and usually inform them about their expected competencies, course outcomes and programme outcomes.
- 74% of the students say that mentor does a necessary follow up with an assigned task on regular basis.

- 76% of the students are happy with the illustration of the concepts through examples and applications by the teachers.
- 50% of the students fully and 28% of the students reasonably agree that teachers help in identifying the strengths and encourage them with providing right levels of challenges.
- Also, 71% of the respondents agree that teachers not only help them in identifying the weaknesses but also help them in overcoming them.
- Maximum number of students i.e. 79%, agrees that institution makes efforts to engage students in the monitoring, review and continuous quality improvement of the teaching learning process.
- 77% of the respondents agree that institution/ teachers use student-centric methods, such as experiential learning, participative learning and problem solving methodologies for augmenting learning experiences.
- 71% respondents are of the view that teachers encourage them to participate in extracurricular activities.
- 79% of the students agree that great and moderate efforts are made by the institution to inculcate soft skills, life skills and employability skills that are required in the market.
- On similar lines, maximum number of students has said that above 70% of teachers use ICT tools while teaching. Regarding the overall quality of teaching in the institute, almost 80% of the students agree that it is very good. The college is happy that few suggestions and observations, however, positive are shared by the students in the end.

Conclusion:

On the whole, we can conclude that majority of the students are contented with the teaching methods and techniques used by the faculty members. This survey has been very instrumental as it provides students the opportunity to share their views about overall activities carried out in the college for the betterment of the students. Teachers prepare themselves well and use collaborative methods to involve and engage the students in class activities. Performance of the students is evaluated in an unbiased way. Students have expressed their satisfaction over the opportunities of internship and placements provided by the college. In order to increase the employability of the students, the college provides experiential, participatory learning along with development of problem solving skills. The practice of feedback survey avails an opportunity to the college to improve teaching learning process in particular and to seek overall development of the students in general.




PRINCIPAL
M. J. Shinde Mahavidyalaya
Shrigonda, Dist. Ahmednagar